

Inflating Your Creek Company Round Boat™.

- Inflate your Round Boat™ Main Bladder and Backrest Bladder until firm.
- We recommend the use of a Hand or Foot Pump with Cone Attachment for inflation (available from the Creek Company).
- Valve for the Main Bladder is located in the Right Hand Pocket (see Illustration 1).
- Valve for the Backrest Bladder is located in the Right Back Pocket (see Illustration 1).
- To Deflate Main Bladder, unscrew entire Valve Assembly.
- To Deflate Backrest Bladder, remove plug from Valve Stem and open flap at inside of Valve Stem.

ILLUSTRATION 1 • TOP VIEW

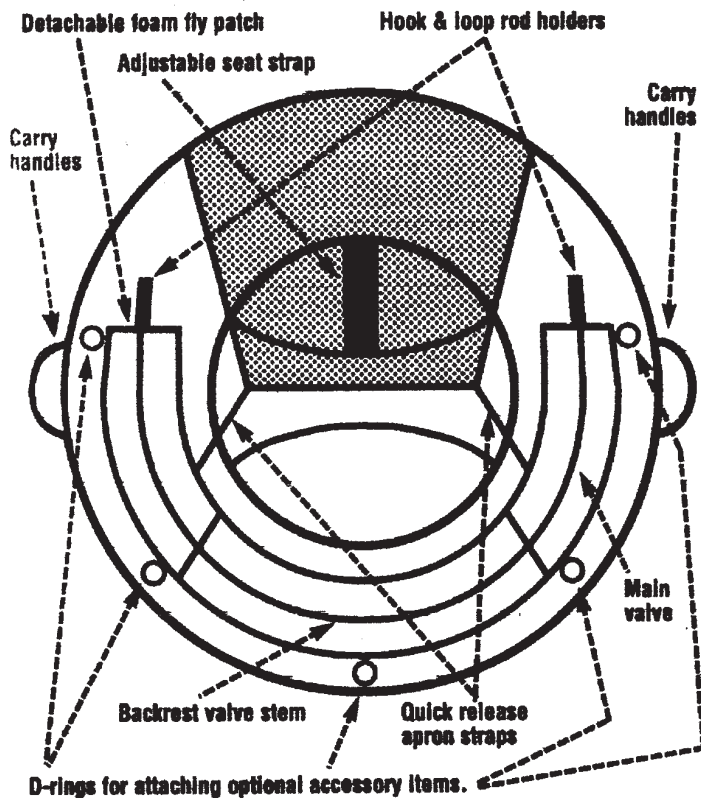
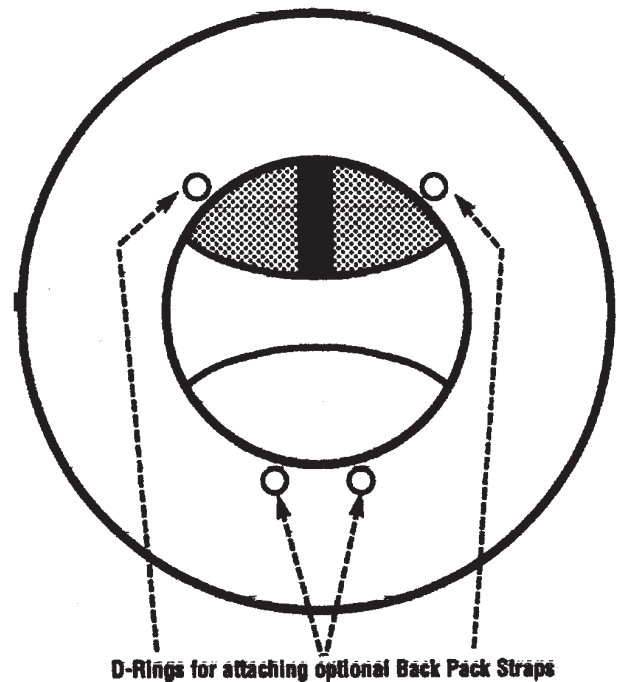


ILLUSTRATION 2 • BOTTOM VIEW



Features found on your Creek Company Round Boat™

- Carry Handles on side for entry and exit from water.
- Quick release Hook and Loop Stripping Apron Tension Straps.
- Detachable Foam Fly Patch.
- Hook and Loop Rod Holders
- D-Rings for attaching optional accessory items.
- D-Rings for attaching optional Back Pack Straps (available from the Creek Company).

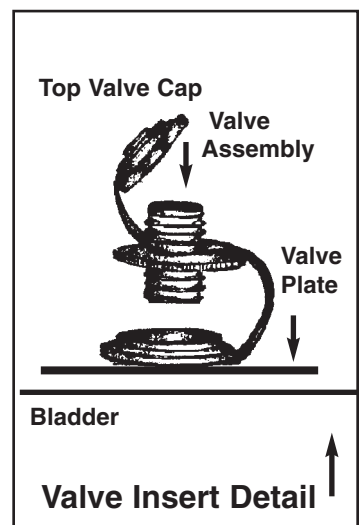


Accessories are available for your Round Boat™. Ask for them where you bought your Round Boat™, or visit the Creek Company Store at www.CreekCompany.com

The Creek Company, PO Box 773892, Steamboat Springs, CO 80477

email: info@CreekCompany.com • Made in China Specifications and other details subject to change without notice. All Creek Company products are guaranteed against defects in material and workmanship for the life of the product to the original owner.

This does not cover damage due to misuse or normal wear and tear.





Round Boat™

YOUR ROUND BOAT™ INCLUDES:

- | | |
|---------------------------------|-----------------------------|
| (1) Round Boat Nylon Skin | (1) Main Bladder (inserted) |
| (1) Backrest Bladder (Inserted) | (1) Warranty Card |
| (1) Foam Fly Patch (attached) | (1) Air Bladder Patch Kit |

Your Round Boat™ is designed to give you many years of service. Please follow Inflation Instructions, Care and Maintenance Instructions and Warnings carefully.

If you ever have any questions or problems with your Round Boat™ please call The Creek Company at (970) 879-5221 or E-mail us at info@CreekCompany.com.

We are open 9am-5pm. Mountain Time, Monday - Friday

Warning:

Please read and follow carefully.

1. Always wear a US Coast Guard approved personal flotation device when in your Round Boat™.
2. The Round Boat™ is intended for use in still waters only. NEVER use your Round Boat in moving waters.
3. NEVER FLOAT ALONE.
4. Always check your Round Boat™ Air Bladders, Nylon Skin and stitching for possible damage before you use your Round Boat™.
5. Never use your Round Boat™ if you suspect the Air Bladders, Nylon Skin or stitching has been damaged.
6. Never overinflate your Round Boat™.
7. Never use your Round Boat™ without the Backrest Bladder fully inflated.

Care and Maintenance:

1. In case of puncture, Air Bladder Patch Kit is included.
2. Do not store your Round Boat™ in direct sunlight.
3. If you are leaving your Round Boat™ out in the sun for any amount of time, be aware that the heat can increase the pressure inside the tube to a dangerous level. Let some of the air out of the tube if it will be out of the water in the sun for any length of time, or if it is stored in a vehicle, etc.
4. A gain in altitude will increase the pressure in the Tube also. If you are taking your inflated Round Boat™ from a low elevation to a high elevation, be sure to let some of the air out of it.
5. For short term storage, we recommend you let some of the air out of your Round Boat™.
6. For long term storage, we recommend you make sure your Round Boat™ is completely dry and deflated and stored out of the sunlight in a cool dry area.